











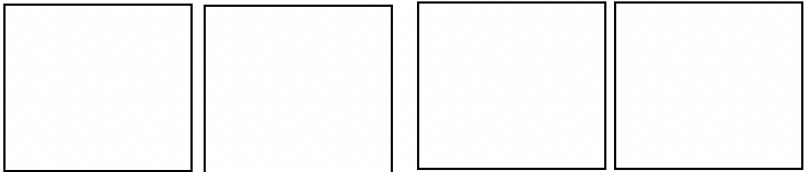




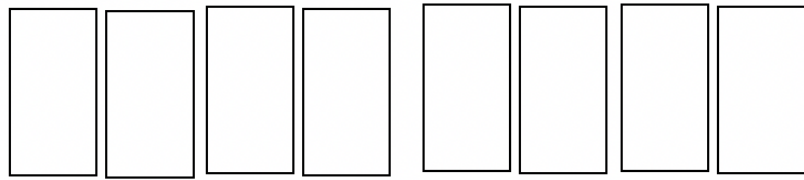




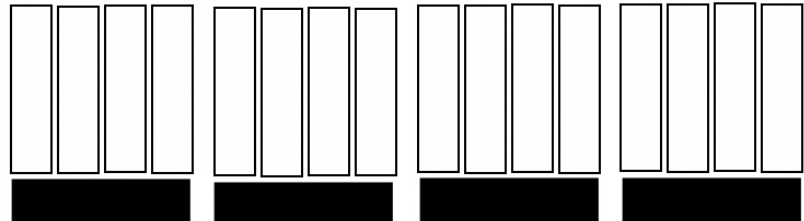




RHYTHM EQUATIONS

1. Draw the missing notes in the boxes (whole, half, quarter, 8th, and 16th)
2. Color the boxes to match colors in the video lesson
3. Write the number of beats each note gets

					Beats
					Beats
					Beat
					A Beat
					A Beat